

People • Readiness • Partnerships

Economic Impact Statement

Fiscal Year 2015



Little Rock Air Force Base

Team Little Rock



19th Airlift Wing

The 19th Airlift Wing executes, generates and supports unrivaled Combat Airlift... Anywhere, Anytime!

Priorities:

PEOPLE: Provide for the mental, physical, social and spiritual needs of Airmen and their families

READINESS: Organize, train and equip mission-ready Airmen

PARTNERSHIPS: Create synergy through existing and future relationships with our military and community partners



314th Airlift Wing

The 314th Airlift Wing provides the world's best C-130 Combat Airlift Training to DoD and international partners!

Priorities:

LEADERSHIP: Mission, Airmen & Families, Stewardship

TEAMWORK: Trust, Empowerment, Communication

DEVELOPMENT: People, Processes, Policy



189th Airlift Wing


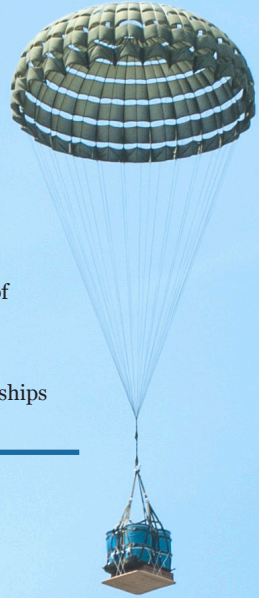
The 189th Airlift Wing provides elite C-130H aircrew training and worldwide airlift capability, and provides effective and prompt support to Arkansans whenever the Governor calls!

A Community-Based Organization:

PEOPLE: The majority of the 189th's 920 professional men and women – mostly drill status Guardsmen – live and work in the central Arkansas area, providing a \$49 million boost to the economy

READINESS: Guardsmen are trained and ready to serve the people of Arkansas in emergencies or natural disasters, as directed by the Governor

PARTNERSHIPS: The 189th is a key part of Team Little Rock



Team Little Rock (cont.)



913th Airlift Group

The 913th Airlift Group provides Combat Ready C-130 tactical airlift and support resources world-wide!

Composition:

Made up of 7 squadrons and a group staff

Employs nearly 500 people (traditional & full time)

35% of the 913th Airlift Group's work force is comprised of full-time U.S. Civil Service Civilians or Air Reserve Technicians

Air Reserve Technicians maintain dual status as a traditional reservist and civil service employee

Most members of the 913th Airlift Group live locally and contribute to the Central Arkansas economy

The Group was activated on July 13, 2014 and is part of the 22nd Air Force, Air Force Reserve Command

Little Rock Air Force Base

Economic Impact

The Economic Impact Statement (EIS) provides unclassified information about the resources and economic impact of Little Rock AFB on the surrounding community.

This document is made available to senior military officials, federal, state, and local officials, as well as local business leaders and visitors to the base.

The installation's economic impact on the local community is calculated from local area spending based on budgetary expenditures. For the computation of average pay, the local community includes Little Rock, North Little Rock and Conway. All information captured herein is current as of Sept. 30, 2015.

The total value of Little Rock AFB's economic impact is \$510.9 million.

**EIS is prepared by the
19th Comptroller Squadron
Financial Analysis Office
For questions, please contact the
Little Rock AFB Public Affairs Office
Telephone: 501.987.6744
Email: 19AW.PAALL@us.af.mil**

Aircraft Assigned		
Activity	Aircraft	No.
19th Airlift Wing (AMC)	C-130 J	25
189th Airlift Wing(ANG)	C-130 H	20
913th Airlift Group (AFRC)	C-130 H	12
314 Airlift Wing (AETC)	C-130 J	12
TOTAL AIRCRAFT:		69



Force Structure - Personnel by Classification & Housing location

1. Appropriated Fund Military	Living on Base	Living off Base	Total
Active Duty	1,283	3,105	4,388
Active/Traditional Reserve (913 AG)	12	550	562
Trainees/Cadets			
J officers	47	218	265
J enlisted	59	78	137
H Officers	134	355	489
H enlisted	244	96	340
Mission Ready Airmen (MRA)-Pipeline Students			
Students	164	0	164
TOTAL MILITARY PERSONNEL	1,943	4,402	6,345
2. Active Duty Military Dependents			
Dependents			5,364
TOTAL DEPENDENTS			5,364
3. Appropriated Fund Civilians			
Civil Service Employees	26	705	731
TOTAL APPROPRIATED FUND CIVILIANS	26	705	731
4. Non-Appropriated Fund Contract			
NAF/AAFES	28	313	341
Contract/Private	0	254	254
TOTAL NON-APPROPRIATED FUND CONTRACT	28	567	595
TOTAL PERSONNEL			1,190

Force Structure - Annual Payroll by Classification & Housing location

1. Appropriated Fund Military	Living on Base		Living off Base	Total
Active Duty	\$	50,795,557.68	\$ 122,930,800.20	\$ 173,726,357.88
Active/Traditional Reserve (913 AG)		-	-	-
Non-Extended Active Duty Res (913 AG)	\$	197,868.00	\$ 9,069,230.00	\$ 9,267,098.00
MRA--Pipe line Students # of students/12 months	\$	6,492,962.95	-	\$ 6,492,962.95
TOTAL APPROPRIATED FUN MILITARY	\$	57,486,388.63	\$ 132,000,030.20	\$ 189,486,418.83
3. Appropriated Fund Civilians				
Civil Service Employees	\$	1,182,156.89	\$ 64,700,403.33	\$ 65,882,560.22
4. Non-Appropriated Fund Contract				
NAF/AAFES	\$	543,495.45	\$ 7,874,005.83	\$ 8,417,501.28
Contract/Private		-	\$ 23,523,924.35	\$ 23,523,924.35
TOTAL NON-APP. FUND CONTRACT	\$	543,495.45	\$ 31,397,930.18	\$ 31,941,425.63
TOTAL PAYROLL EXPENDITURE	\$	59,212,040.97	\$ 228,098,363.71	\$ 287,310,404.68

Expenditures - Construction, Services, and Procurement of Materials, Equipment and Supplies

1. Construction	Annual Expenditures	
Non-Appropriated Fund (From NAF)	\$	56,363.84
Milcon Projects (Military Construction Program)	\$	10,153.00
Other	\$	29,565,518.85
TOTAL CONSTRUCTION EXPENDITURES	\$	29,632,035.69
2. Services		
Service Contracts	\$	8,872,440.00
Other Services	\$	10,401,374.68
Commissary (DECA) Purchased Services	\$	4,072.00
TOTAL SERVICES EXPENDITURES	\$	19,277,886.68
3. Materials, Equipment and Supplies Procurement		
Commissary (DECA) & Base Exchange (BX)	\$	6,152,173.00
Health (TRICARE, Government cost only)	\$	93,263,209.31
Education	\$	2,597,845.00
TDY	\$	1,661,585.00
Misc.	\$	21,267,185.03
TOTAL MATERIALS, EQUIPMENT and SUPPLIES	\$	124,941,997.34
TOTAL EXPENDITURES	\$	173,851,919.71

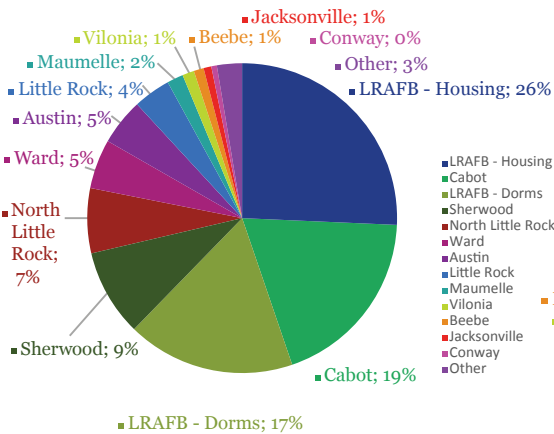
189th Airlift Wing ANG Governor's Report

Force Structure - Personnel by Classification & Housing location

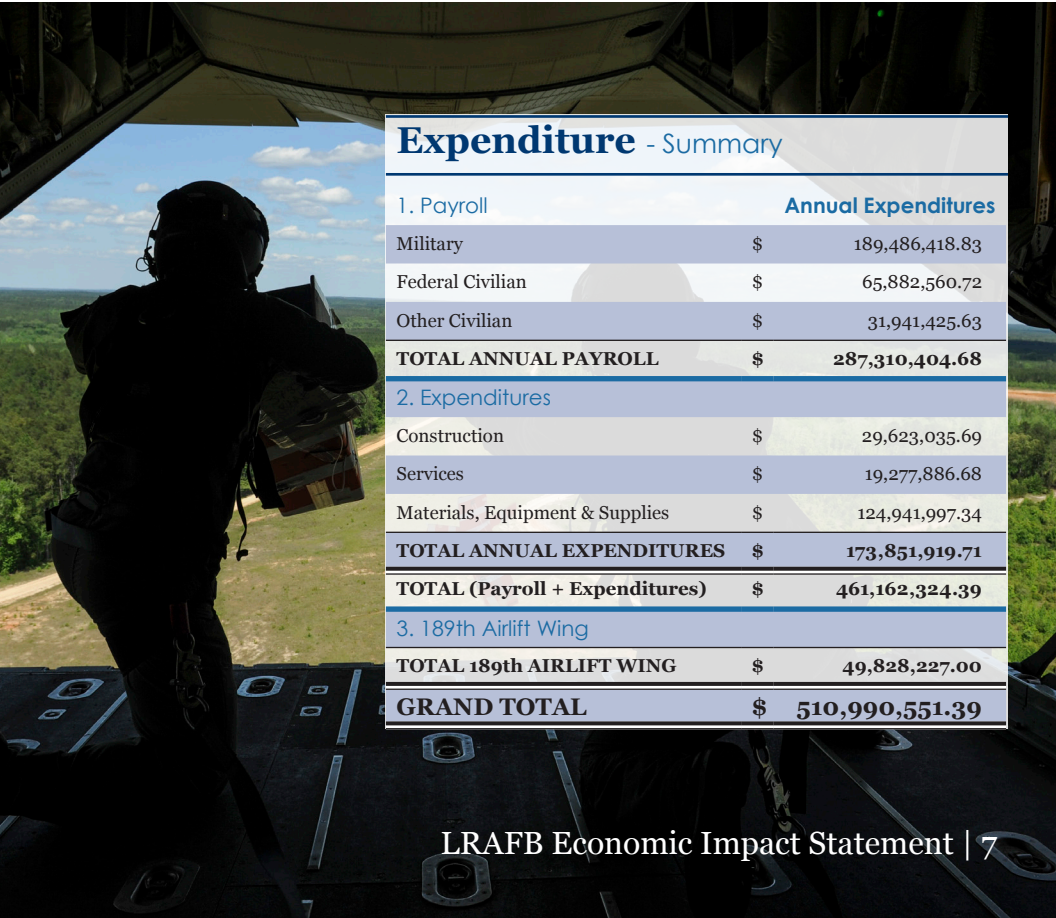
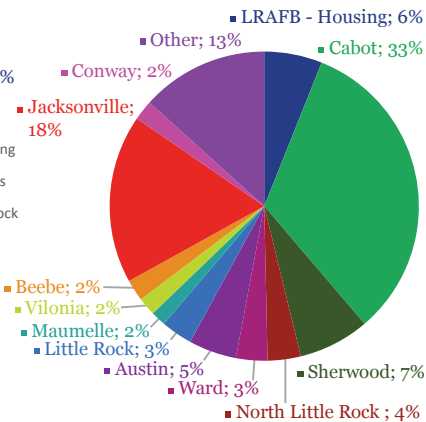
1. Pay & Allowance + Travel		
Inactive Duty Training (IDT) & IDT Travel Costs	\$	4,306,055
Active Guard Reserve (AGR) Pay/Allowances & Travel	\$	13,442,324
Annual Training (AT) & AT Travel	\$	902,399
Service School Program	\$	662,064
Special Projects/Conferences/Short Tours	\$	220,200
Recruiting/Retention & Travel	\$	21,867
Technician Pay	\$	16,776,093
Non-Prior Service Training	\$	306,709
Student Loan Repayment	\$	0
Selected Reserve Incentive Program (Bonuses)	\$	565,500
Military Personnel Appropriation (MPA) days	\$	881,651
TOTAL PAY & ALLOWANCE + TRAVEL	\$	38,120,473
2. Airman/Soldier Support		
Individual Clothing/Inactive Duty Training (IADT) Clothing	\$	58,389
Subsistence	\$	15,185
Physical Exam/Medical Supplies and Services	\$	8,546
Recruiting Support Expenses	\$	76,292
Family Centers & Family Support Program	\$	27,960
TOTAL AIRMAN/SOLDIER SUPPORT	\$	186,372
3. Operations & Maintenance Support		
Direct flying operations supplies (aviation fuel)	\$	201,394
Indirect OPTEMPO	\$	8,535,439
Transportation	\$	31,584
Communications & Visual Aids	\$	82,365
IT Equipment Purchases	\$	187,508
GSA Vehicle Expense	\$	50,000
Admin Services (Postal/Records Mgmt/Toners)	\$	24,000
Civilian Security Personnel Payroll	\$	125,500
Mobilization Offset Costs	\$	335,292
TOTAL OPERATIONS & MAINTENANCE SUPPORT	\$	9,573,081
4. Facilities Maintenance & Repair		
Sustainment, Restoration, Modernization (SRM)	\$	260,000
Facilities Operations & Maintenance Agreement (FOMA) Utilities	\$	425,049
FOMA Supplies and Services & SRM	\$	1,208,500
Safety & Environmental Expenses	\$	43,126
TOTAL FACILITIES MAINTENANCE & REPAIR	\$	1,936,675
5. Special Programs		
Counter Drug/Narcotics Program	\$	9,260
Major Military Construction	\$	0
AMP Program	\$	2,366
TOTAL SPECIAL PROGRAMS	\$	11,626
GRAND TOTAL	\$	49,828,227
EQUIPMENT ON HAND	\$	17,767,567.27
AIRFRAMES ON HAND (ANG ONLY)	\$	756,722,749.71

Residency Breakdown

Active Duty Member
Residency



Civil Service Member
Residency



Expenditure - Summary

1. Payroll		Annual Expenditures
Military	\$	189,486,418.83
Federal Civilian	\$	65,882,560.72
Other Civilian	\$	31,941,425.63
TOTAL ANNUAL PAYROLL	\$	287,310,404.68
2. Expenditures		
Construction	\$	29,623,035.69
Services	\$	19,277,886.68
Materials, Equipment & Supplies	\$	124,941,997.34
TOTAL ANNUAL EXPENDITURES	\$	173,851,919.71
TOTAL (Payroll + Expenditures)	\$	461,162,324.39
3. 189th Airlift Wing		
TOTAL 189th AIRLIFT WING	\$	49,828,227.00
GRAND TOTAL	\$	510,990,551.39

Quick Facts:

Personnel:

- 6,300 - Military Members
- 1,300 - Civilians both DoD and contractors
- 53,000 - Retirees Supported
- 249,000 - Veterans in Arkansas

Aircraft:

“Home of C-130 Combat Airlift” – Combat-focused operators and the Formal Training Unit
Approximately 60 C-130H/J aircraft are on the flight line at any given time.

Fiscal:

- 4th largest employer in the state of Arkansas
- Local economic impact of approx. \$511 million
- 12,600 jobs on-base
- 1,800 students trained annually

Community Support:

In 1952, the local community raised over \$800,000 to purchase and donated the 6,100 acres that Little Rock AFB sits on today. Since it first opened its gates in October 1955, the base and community have enjoyed a prosperous symbiotic relationship. With numerous mission changes to include reconnaissance, strategic bombing, nuclear missiles and tactical airlift, the community support has ensured the Airmen were always supported. With unwavering assistance, the base will continue to succeed largely in part to the local citizens.

Team Little Rock - Total Force:

Air Mobility Command (lead), Air Education & Training Command, Air National Guard, Air Force Reserve Command, Air Combat Command, US Army, US Marine Corps and foreign partners.

Indirect Job Creation

Estimate of Number & Dollar Value

Type of Personnel	Base Jobs	Multiplier*	Indirect Jobs
Active Duty	4,388	0.41	1799
Reserve/Trainee	1,957	0.16	313
Civil Service Employees	721	0.55	396
Other Civilian	595	0.55	327
TOTAL	7,661		2,835

Estimated Indirect Jobs Created: 2835
Average Annual Pay: \$42,530.00
Estimated Annual Dollar Value of Jobs Created: \$120,572,550.00

*Data Sources: Average Annual Pay: Current tables for Average Pay Levels in Metropolitan Areas and Annual Pay, by State and Industry are accessible at : <http://www.bls.gov/oes/current/oesrema.htm>
Multipliers are specific to each base - the LRAFB multipliers above have been used for both FY13 & FY14 EIA reports
Multiplier LMI Economic Impact Database, Installations and Indirect/Induced Job Multipliers, Feb 1995.